

ANNUAL STATISTICAL BULLETIN

JANUARY—DECEMBER 2020

Market capitalization: 183.150.945.751

Turnover: 8.195.475.839

Number of transactions: 22.689

MBI10: 4.704,85

↓1,22%

↑6,43%

↑20,19%

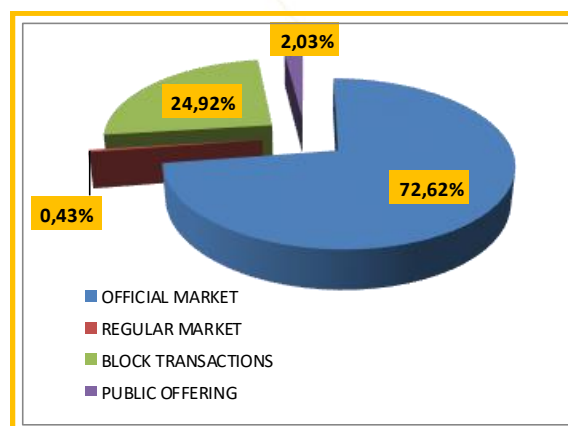
↑1,20%

BASIC INDICATORS

	January - December 2019	January - December 2020	% of change
TURNOVER (denars)			
TRADING IN BEST	4.211.358.704	5.987.273.498	42,17
Shares	3.819.148.938	5.681.114.611	48,75
Bonds	358.856.286	284.241.135	-20,79
Other securities	33.353.480	21.917.753	-34,29
DAILY AVERAGE TURNOVER (denars)	17.119.344	24.338.510	42,17
DAILY AVERAGE NUMBER OF TRANSACTIONS	76	92	21,05
BLOCK TRANSACTIONS	2.466.611.817	2.041.918.796	-17,22
PUBLIC AUCTIONS	30.561.751	0	-
PUBLIC OFFERING	992.093.410	166.283.545	-83,24
TOTAL	7.700.625.682	8.195.475.839	6,43
NUMBER OF TRANSACTIONS			
TRADING IN BEST	18.683	22.572	20,86
BLOCK TRANSACTIONS	176	109	-38,07
GOVERNMENT AUCTIONS	7	0	-
PUBLIC OFFERING	12	5	-58,33
TOTAL	18.878	22.689	20,19
MARKET CAPITALIZATION (denars)			
MARKET CAPITALIZATION OF SHARES	185.421.433.527	183.150.945.751	-1,22
LISTED SHARES	181.279.391.212	179.008.903.436	-1,25
MARKET OF JOINT STOCK COMPANIES WITH SPECIAL	4.142.042.315	4.142.042.315	0,00
MARKET CAPITALIZATION OF BONDS	3.724.334.677	13.363.516.830	258,82
MARKET CAPITALIZATION OF OTHER SECURITIES	313.009.550	313.104.155	0,03
TOTAL MARKET CAPITALIZATION	189.458.777.754	196.827.566.736	3,89
MBI10	4.648,89	4.704,85	1,20
OMB	132,91	133,01	0,08
NUMBER OF LISTED COMPANIES	100	100	0,00
NUMBER OF TRADING DAYS	246	246	0,00

TURNOVER STRUCTURE

Market segment	Turnover (denars)	Turnover (euro)	%	Num. of trans.
OFFICIAL MARKET	5.951.869.719	96.507.721	72,62	22.399
REGULAR MARKET	35.403.779	574.128	0,43	176
BLOCK TRANSACTIONS	2.041.918.796	33.103.327	24,92	109
PUBLIC OFFERING	166.283.545	2.696.282	2,03	5
TOTAL	8.195.475.839	132.881.458	100,00	22.689



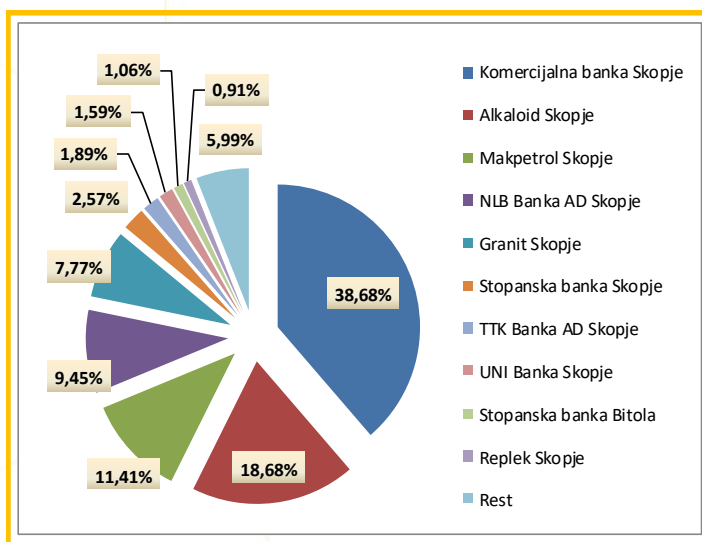
ANNUAL STATISTICAL BULLETIN

TURNOVER PER MONTHS

Month	Trading in BEST		Block transactions		Public offering		Total	
	Turnover MKD	%	Turnover MKD	%	Turnover MKD	%	Turnover MKD	%
January	498.623.924	8,33	83.297.000	4,08	0	0,00	581.920.924	7,10
February	632.283.863	10,56	70.658.860	3,46	92.477.395	55,61	795.420.118	9,71
March	1.484.434.935	24,79	1.301.357.421	63,73	0	0,00	2.785.792.356	33,99
April	651.991.389	10,89	29.673.271	1,45	73.806.150	44,39	755.470.810	9,22
May	428.308.574	7,15	47.737.316	2,34	0	0,00	476.045.890	5,81
June	376.561.482	6,29	69.210.410	3,39	0	0,00	445.771.892	5,44
July	348.296.794	5,82	34.373.025	1,68	0	0,00	382.669.819	4,67
August	203.789.308	3,40	122.747.833	6,01	0	0,00	326.537.141	3,98
September	385.467.468	6,44	22.956.350	1,12	0	0,00	408.423.818	4,98
October	334.843.767	5,59	92.417.025	4,53	0	0,00	427.260.792	5,21
November	242.052.777	4,04	71.178.580	3,49	0	0,00	313.231.357	3,82
December	400.619.219	6,69	96.311.705	4,72	0	0,00	496.930.924	6,06
Вкупно	5.987.273.498	100,00	2.041.918.796	100,00	166.283.545	100,00	8.195.475.839	100,00

10 MOST LIQUID SHARES (Official market)

Issuer	Average price (MKD)	Volume	Turnover in MKD	Numb. of transac.
Komercijalna banka Skopje	6.590,08	333.907	2.183.942.606	7.476
Alkaloid Skopje	12.174,86	89.995	1.054.482.870	3.883
Makpetrol Skopje	67.741,70	9.735	643.927.219	2.417
NLB Banka AD Skopje	17.138,02	31.414	533.617.378	1.563
Granit Skopje	1012,14	434.720	438.689.254	2.102
Stopanska banka Skopje	1.108,73	132.386	145.268.999	927
TTK Banka AD Skopje	1.376,67	74.712	106.444.000	607
UNI Banka Skopje	2.165,02	42.420	89.951.931	413
Stopanska banka Bitola	2.782,34	21.267	60.021.914	373
Replek Skopje	86.051,59	610	51.099.282	152
Rest		468.967	338.265.379	2.225
Total		1.640.133	5.645.710.832	22.138



TOP GAINERS / TOP LOSERS—OFFICIAL MARKET

Issuer	Average price (MKD) 30.12.2019	Average price (MKD) 30.12.2020	% of change
TOP GAINERS			
ZK Pelagonija Bitola	1.470,00	3.000,24	104,10
Ograzden Strumica	1.250,00	1.860,00	48,80
RZ Ekonomika Skopje	48,00	70,00	45,83
Ugotur Skopje	20,00	28,00	40,00
Replek Skopje	76.727,27	104.000,00	35,55
TOP LOSERS			
Skovin Skopje	500,00	50,00	-90,00
Skopski Pazar Skopje	18.999,00	5.000,00	-73,68
RZ Institut Skopje	90,00	46,00	-48,89
Karpos Skopje	850,00	445,00	-47,65
Tutunski kombinat Prilep	250,00	155,00	-38,00

ANNUAL STATISTICAL BULLETIN

MBI10

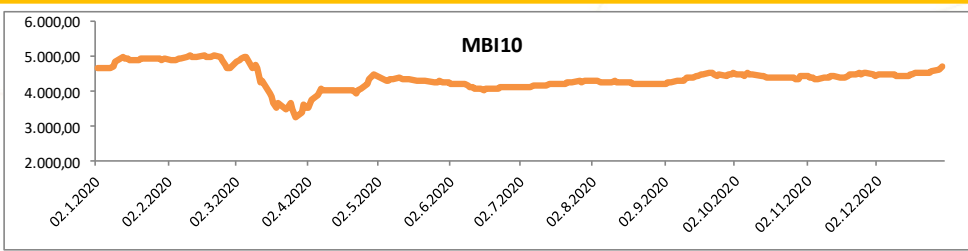
Value at 30.12.2020 **4.704,85**

MAX January-December (11.02) 5.002,11

MIN January-December (27.03) 3.256,92

% of change from 30.06.2020 14,29%

% of change from 31.12.2019 1,20%

All about MBI10 on: <http://www.mse.com.mk/Indicies.aspx?Index=MBI10>

TRADING WITH MBI10 LISTED COMPANIES

Issuer	Max. (MKD)	Min. (MKD)	Average price (MKD)	Volume	Turnover in MKD	Turnover in Eur	% in turnover	Numb. of transac.	Market capitalization (MKD)
Alkaloid AD Skopje	13.499,00	8.354,00	12.174,86	97.111	1.132.853.535	18.369.289	19,10	3.895	18.903.850.444
Granit AD Skopje	1.250,00	696,00	1.012,14	463.812	469.064.934	7.606.288	7,91	2.104	3.436.717.294
Komercijalna banka AD Skopje	8.000,00	5.054,00	6.590,08	369.907	2.430.134.396	39.402.901	40,97	7.501	16.636.391.427
Makpetrol AD Skopje	82.000,00	43.258,00	67.741,70	10.306	684.375.935	11.099.693	11,54	2.423	8.274.273.094
Makedonijaturist AD Skopje	6.000,00	3.600,00	4.656,20	11.265	54.306.318	880.840	0,92	234	1.884.463.502
Stopanska banka AD Skopje	1.320,00	830,00	1.108,73	132.386	145.268.999	2.355.518	2,45	927	19.991.556.896
TTK banka AD Skopje	1.750,00	1.060,00	1.377,52	100.883	142.498.455	2.310.911	2,40	615	1.229.053.380
Makedonski Telekom AD Skopje	329,00	261,00	310,98	111.348	34.056.790	552.091	0,57	315	30.093.376.920
Stopanska banka AD Bitola	3.296,00	2.100,00	2.782,34	41.685	119.613.632	1.939.192	2,02	377	1.129.923.530
NLB banka AD Skopje	19.400,00	12.203,00	17.138,02	41.999	719.868.478	11.671.775	12,14	1.577	15.723.263.010
Total				1.380.702	5.932.041.472	96.188.497	100,00	19.968	117.302.869.497

MBI10 LISTED COMPANIES RATIOS

Issuer	P/E Ratio[1]	Dividend yield[2]	Average price 30.12.2020	Average price 28.12.2019	% of change
Alkaloid AD Skopje	18,62	2,73%	13.206,98	11.900,13	10,98
Granit AD Skopje	11,3	2,98%	1.118,95	1.126,29	-0,65
Komercijalna banka AD Skopje	9,11	7,53%	7.299,65	6.648,00	9,80
Makpetrol AD Skopje	9,49	2,70%	73.626,32	77.850,19	-5,43
Makedonijaturist AD Skopje	17,76	5,45%	4.166,89	5.630,22	-25,99
Stopanska banka AD Skopje	8,43	0,00%	1.144,98	1.201,60	-4,71
TTK banka AD Skopje	11,34	8,13%	1.353,75	1.558,20	-13,12
Makedonski Telekom AD Skopje	19,99	4,90%	314,00	320,00	-1,88
Stopanska banka AD Bitola	66,59	0,00%	2.890,00	3.100,00	-6,77
NLB banka AD Skopje	8,52	0,00%	18.410,00	17.204,17	7,01

[1] Share price at last day of trading in currently month./ Earnings per share

[2]The ratios are calculated using the data from the last published Audited financial reports and last payed dividend.

FOREIGN INVESTORS IN MBI10 LISTED COMPANIES

Issuer	I	II	III	IV	V	VI	VII	VIII	IX	X	XI	XII	Change XII2020/ XII2019
Alkaloid AD Skopje	3,43%	3,29%	2,98%	2,97%	2,98%	2,98%	2,97%	2,97%	2,97%	2,95%	2,96%	2,95%	-0,45%
Granit AD Skopje	5,39%	5,37%	5,07%	5,04%	4,72%	4,70%	3,72%	3,52%	3,49%	3,41%	3,40%	3,44%	-1,93%
Komercijalna banka AD Skopje	3,68%	3,58%	3,24%	3,24%	3,25%	3,23%	3,22%	3,22%	3,20%	3,18%	3,13%	2,77%	-0,96%
Makpetrol AD Skopje	1,31%	1,27%	1,30%	1,24%	1,17%	1,18%	1,17%	1,17%	1,18%	1,20%	1,21%	1,22%	-0,08%
Makedonijaturist AD Skopje	0,81%	0,81%	0,80%	0,80%	0,80%	0,80%	0,80%	0,80%	0,80%	0,80%	0,80%	0,80%	-0,01%
Stopanska banka AD Skopje	92,39%	92,38%	92,38%	92,38%	92,36%	92,36%	92,37%	92,37%	92,37%	92,36%	92,36%	92,36%	-0,05%
TTK banka AD Skopje	1,27%	1,26%	1,26%	1,25%	1,25%	1,25%	1,25%	1,25%	1,25%	1,25%	1,25%	1,21%	-0,08%
Makedonski Telekom AD Skopje	1,48%	1,48%	1,48%	1,48%	1,48%	1,48%	1,48%	1,48%	1,48%	1,48%	1,48%	1,48%	0,00%
Stopanska banka AD Bitola	3,48%	3,45%	3,48%	3,33%	3,28%	3,28%	3,25%	3,22%	3,22%	3,22%	3,16%	3,14%	-0,45%
NLB banka AD Skopje	88,25%	88,26%	87,88%	87,88%	87,89%	87,86%	87,86%	87,85%	87,82%	87,83%	87,80%	87,80%	-0,70%

Data as last day of trading in currently month according to the Central Securities Depository, regarding the participation of the foreign investors in the number of shares.

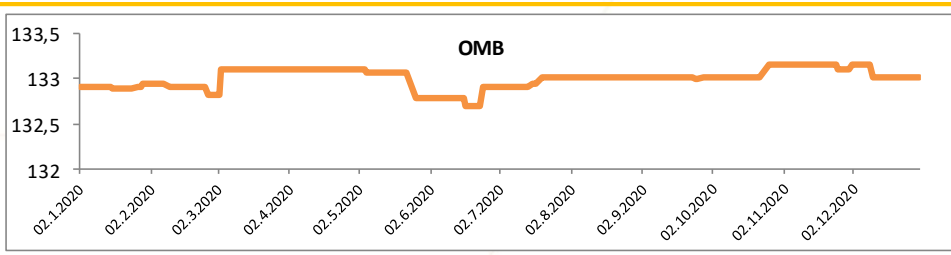


ANNUAL STATISTICAL BULLETIN

OMB

Value at 30.12.2020 **133,01**

MAX January-December(26.10)	133,16
MIN January-December(17.06)	132,70
% of change from 30.06.2020	0,08%
of change from 31.12.2019	0,08%

All about OMB on: <http://www.mse.com.mk/Indicies.aspx?Index=OMB>

OVERVIEW OF THE TRADING WITH BONDS

	Max (%)	Min (%)	Last daily average price (%)	Last Trading day	Volume (NV in euro)	Turnover (MKD)	Turnover (EUR)	Yield to maturity*
Government bonds DO2020/15-1235dk	100,00	100,00	100,00	14.12.2020	2.800	28.000.000	31	2,20%
Government bonds DO2019/15-1134	100,00	100,00	100,00	21.5.2020	352	3.520.000	1	3,00%
Government bonds DO2019/11-0834dk	100,00	100,00	100,00	27.5.2020	707	7.070.000	2	2,55%
Government bonds DO2020/02-0235	98,80	98,80	98,80	21.5.2020	1.119	11.055.720	1	3,00%
Government bonds DO2019/12-0934	100,00	100,00	100,00	30.3.2020	2.432	24.320.000	28	3,10%
Government bonds DO2018/27-1133dk	106,80	106,80	106,80	15.6.2020	2.800	29.904.000	31	2,28%
Government bonds DO2019/04-0234	101,00	101,00	101,00	15.5.2020	10.000	101.000.000	1	3,10%
Government bonds DO2019/14-1049dk	103,50	103,50	103,50	10.6.2020	3.000	31.050.000	33	3,10%
Government bonds denationalization.(RMDEN10)	99,00	99,00	99,00	25.6.2020	716	43.732	1	-
Government bonds denationalization.(RMDEN11)	99,70	99,00	99,35	26.10.2020	2.026	124.183	2	2,32%
Government bonds denationalization.(RMDEN12)	99,50	99,50	99,50	10.8.2020	24.950	1.531.589	1	2,36%
Government bonds denationalization.(RMDEN13)	99,00	99,00	99,00	20.8.2020	370	22.599	1	2,54%
Government bonds denationalization.(RMDEN14)	99,20	99,00	99,10	25.11.2020	25.890	1.583.550	4	2,43%
Government bonds denationalization.(RMDEN15)	99,70	98,50	99,06	10.12.2020	43.904	2.681.032	13	2,36%
Government bonds denationalization.(RMDEN16)	99,00	98,00	98,95	04.12.2020	135.827	8.295.116	26	2,31%
Government bonds denationalization.(RMDEN17)	99,50	98,00	98,92	01.12.2020	81.106	4.963.722	15	2,13%
Government bonds denationalization.(RMDEN18)	99,00	98,50	98,79	15.10.2020	325.390	19.821.643	63	2,24%
TTK banka AD Skopje—corporate bonds I-st issue	100,00	100,00	100,00	18.8.2020	150	9.254.250	4	3,50%

*The model for calculation of yield to maturity is adapted to the characteristics of the bonds. Calculation date is 30.12.2020, using the last average price of the bonds.

FOREIGN AND DOMESTIC INVESTORS IN THE TOTAL TURNOVER

	I	II	III	IV	V	VI	VII	VIII	IX	X	XI	XII
Buying Foreign private investors	1,26%	1,05%	0,77%	0,33%	1,26%	0,17%	0,64%	0,38%	1,25%	0,78%	2,76%	1,86%
Buying Foreign Legal investors	1,16%	0,51%	38,86%	0,05%	0,08%	0,70%	0,09%	0,05%	0,06%	0,37%	0,36%	0,02%
TOTAL	2,42%	1,56%	39,64%	0,38%	1,34%	0,88%	0,73%	0,43%	1,31%	1,15%	3,12%	1,88%
Buying Domestic private investors	58,24%	45,51%	31,51%	76,66%	50,47%	53,02%	71,23%	40,60%	67,42%	70,83%	74,30%	69,71%
Buying Domestic Legal investors	39,34%	52,93%	28,85%	22,96%	48,19%	46,10%	28,05%	58,97%	31,27%	28,02%	22,58%	28,41%
TOTAL	97,58%	98,44%	60,36%	99,62%	98,66%	99,12%	99,27%	99,57%	98,69%	98,85%	96,88%	98,12%
Selling Foreign private investors	1,31%	2,90%	0,96%	1,27%	4,66%	1,35%	1,86%	1,87%	0,33%	1,41%	1,74%	1,16%
Selling Foreign Legal investors	12,28%	11,44%	42,30%	0,30%	0,30%	1,96%	11,47%	1,49%	5,81%	1,63%	4,51%	12,28%
TOTAL	13,60%	14,34%	43,26%	1,58%	4,96%	3,30%	13,33%	3,36%	6,14%	3,04%	6,25%	13,44%
Selling Domestic private investors	67,63%	62,14%	39,33%	69,46%	59,13%	63,73%	69,28%	78,35%	72,76%	61,22%	58,47%	45,19%
Selling Domestic Legal investors	18,77%	23,52%	17,42%	28,96%	35,90%	32,96%	17,39%	18,29%	21,11%	35,73%	35,29%	41,37%
TOTAL	86,40%	85,66%	56,74%	98,42%	95,04%	96,70%	86,67%	96,64%	93,86%	96,96%	93,75%	86,56%

Data as last day of trading in currently month according to the Central Securities Depository, regarding the participation of the foreign and domestic investors in the total turnover.

Note: Public offering is not taken into account in the calculation of the percentages.



ANNUAL STATISTICAL BULLETIN

LISTED COMPANIES

Issuer	Nominal value	Number of Outstanding shares	Max. price	Min. price	Average price	Num. of trades	Turnover (MKD)	Turnover (EUR)	Market capitalization (MKD)
Komercijalna banka Skopje	1000.00 MKD	2.279.067	8.000,00	5.054,00	6.590,08	7.501	2.430.134.396	39.402.901	16.636.391.427
Alkaloid Skopje	25.56 EUR	1.431.353	13.499,00	8.354,00	12.174,86	3.895	1.132.853.535	18.369.289	18.903.850.444
NLB Banka AD Skopje	1000.00 MKD	854.061	19.400,00	12.203,00	17.138,02	1.577	719.868.478	11.671.775	15.723.263.010
Makpetrol Skopje	511.29 EUR	112.382	82.000,00	43.258,00	67.741,70	2.423	684.375.935	11.099.693	8.274.273.094
Granit Skopje	5.00 EUR	3.071.377	1.250,00	696,00	1.012,14	2.104	469.064.934	7.606.288	3.436.717.294
Stopanska banka Skopje	201.10 MKD	17.460.180	1.320,00	830,00	1.108,73	927	145.268.999	2.355.518	19.991.556.896
TTK Banka AD Skopje	1000.00 MKD	907.888	1.750,00	1.060,00	1.377,52	615	142.498.455	2.310.911	1.229.053.380
Stopanska banka Bitola	3000.00 MKD	390.977	3.296,00	2.100,00	2.782,34	377	119.613.632	1.939.192	1.129.923.530
Skopski Pazar Skopje	51.13 EUR	70.937	5.000,00	5.000,00	14.332,67	4	119.127.603	1.930.903	354.685.000
UNI Banka Skopje	1000.00 MKD	545.987	2.570,00	1.550,00	2.165,02	413	89.951.931	1.458.173	1.310.368.800
Replek Skopje	562.42 EUR	25.920	104.000,00	79.000,00	85.883,70	154	58.268.292	944.993	2.695.680.000
Makedonijaturist Skopje	25.56 EUR	452.247	6.000,00	3.600,00	4.656,20	234	54.306.318	880.840	1.884.463.502
Zito Polog Tetovo	51.13 EUR	55.997	2.317,00	1.800,00	1.878,00	70	45.696.384	741.232	129.745.049
Teteks Tetovo	50.40 EUR	414.171	2.500,00	1.262,00	1.973,23	234	36.896.345	599.022	807.633.450
Makedonski Telekom Skopje	100.00 MKD	95.838.780	329,00	261,00	310,98	315	34.056.790	552.091	30.093.376.920
Prilepska Pivarnica Prilep	125.00 EUR	39.918	41.000,00	30.000,00	34.407,35	32	31.472.275	510.204	1.317.294.000
ZK Pelagonija Bitola	70.21 EUR	202.891	3.004,00	1.764,00	2.579,09	76	28.605.193	463.674	608.721.694
OKTA Skopje	51.12 EUR	846.360	4.800,00	2.930,00	3.706,01	260	20.727.282	336.122	2.877.014.621
Fersped Skopje	37400.00 MKD	18.113	75.000,00	53.460,00	65.490,61	63	19.162.282	310.763	1.104.893.000
Makosped Skopje	1000 MKD	788.424	238,00	190,00	200,09	13	17.531.030	284.161	150.588.984
Ohridska banka AD Skopje	2650.00 MKD	635.350	5.500,00	4.275,00	4.816,99	79	17.076.762	277.176	2.847.638.700
VV Tikves AD Kavadarci	51.13 EUR	270.450	5.720,00	4.333,00	4.904,12	81	16.219.276	263.085	1.217.295.450
Cementarnica USJE Skopje	3100.00 MKD	563.784	29.501,00	23.150,00	25.335,47	59	14.541.483	235.718	14.658.947.784
Vitaminka Prilep	52.78 EUR	76.720	14.082,00	13.135,00	13.866,35	28	13.642.700	221.219	1.007.717.200
Rade Koncar Skopje	20.00 EUR	206.230	1.900,00	1.900,00	1.834,00	3	10.062.760	163.103	391.837.000
Karpos Skopje	17.04 EUR	299.112	540,00	321,00	461,86	9	9.978.879	161.746	133.104.840
Beton Skopje	255.65 EUR	54.562	8.002,00	5.130,00	6.554,39	113	9.864.541	159.958	330.154.662
Automakedonija Skopje	44.48 EUR	82.529	2.400,00	2.004,00	2.206,60	13	6.629.048	107.456	178.262.640
Makstil Skopje	5.11 EUR	14.622.943	105,00	57,00	76,88	188	6.627.822	107.487	942.009.988
Pekabesko Skopje	46.00 EUR	32.450	14.399,00	10.800,00	12.253,52	30	6.496.564	105.338	454.300.000
Oilko KDA Skopje	6000 MKD	250.923			6.000,00	1	4.440.000	72.030	1.505.538.000
Ading Skopje	9.98 EUR	386.400	700,00	600,00	659,57	22	3.604.565	58.426	262.365.600
RZ Uslugi Skopje	5.11 EUR	1.571.668	70,00	50,00	57,92	95	3.486.800	56.538	81.726.736
Triglav osiguruvanje Skopje	50 EUR	60.184	14.640,00	11.000,00	12.820,00	2	2.981.040	48.403	662.024.000
RZ Ugotur Skopje	1.05EUR	866.160	28,00	17,00	22,75	12	2.793.772	45.284	24.252.480
RZ Ekonomika Skopje	10 DEM	535.245	70,00	48,00	57,11	14	2.487.208	40.315	37.467.150
Hoteli Metropol Ohrid	5.00 EUR	1.035.000	321,00	250,00	297,85	36	2.425.432	39.377	258.750.000
FZC 11 Oktomvri Kumanovo	51.13 EUR	491.000	600,00	400,00	493,25	12	2.286.165	37.059	196.400.000
Kristal 1923 AD Veles	25.56 EUR	516.000	188,00	149,00	165,00	8	2.105.915	34.137	76.884.000
Tajmiste Kicevo	51.13 EUR	26.341	1.550,00	1.550,00	1.550,00	1	1.909.600	31.050	40.828.550
RZ Tehnicka kontrola Skopje	5.11 EUR	210.419	705,00	583,00	683,25	13	1.555.437	25.223	122.674.277
Mermeren kombinat Prilep	1.00 EUR	4.686.858	2.676,00	2.200,00	2.489,17	9	1.212.388	19.669	11.717.145.000
Other listed shares on Official Market with turnover less than 1 mill. MKD						120	9.903.205	160.626	13.202.085.284
Total						22.235	6.551.811.451	106.238.164	179.008.903.436

ANNUAL STATISTICAL BULLETIN

TURNOVER PER MEMBERS / in denars*

Member	Member	Trading in BEST	% in BEST	Block transaction	% Block	Government auctions	% Government auctions	Public offering	% Public offering	Total
Komercijalna banka AD Skopje	KB	2.301.975.085	19,22	2.461.820.409	60,28	0	0,00	0	0,00	4.763.795.495
ILIRIKA INVESTMENTS AD Skopje	IL	3.568.569.608	29,80	454.786.388	11,14	0	0,00	0	0,00	4.023.355.996
Eurohaus AD Skopje	EH	2.134.254.939	17,82	660.511.340	16,17	0	0,00	0	0,00	2.794.766.279
NLB Banka AD Skopje	TN	1.026.559.603	8,57	144.780.460	3,55	0	0,00	147.612.300	44,39	1.318.952.363
INVESTBROKER AD Skopje	MI	901.649.714	7,53	35.320.760	0,86	0	0,00	0	0,00	936.970.474
TTK Banka Skopje	TK	521.169.462	4,35	178.368.180	4,37	0	0,00	184.954.790	55,61	884.492.432
INOVO BROKER AD Skopje	IN	461.110.048	3,85	75.955.026	1,86	0	0,00	0	0,00	537.065.074
Stopanska banka AD Skopje	SB	392.234.325	3,28	0	0,00	0	0,00	0	0,00	392.234.325
Fersped Broker AD Skopje	FR	238.620.425	1,99	42.520.356	1,04	0	0,00	0	0,00	281.140.781
Sparkase banka AD Skopje	SP	226.548.140	1,89	14.612.672	0,36	0	0,00	0	0,00	241.160.812
Eurostandard Banka AD Skopje	ES	201.855.648	1,69	15.162.000	0,37	0	0,00	0	0,00	217.017.648
Total		11.974.546.997	100,00	4.083.837.592	100,00	0	100,00	332.567.090	100,00	16.390.951.678

*Turnover via BEST system and turnover in block trades is calculated on the basis of double counting, in order to include the executed cross trades by the MSE members in the structure of the overall MSE turnover. As since July 13, during the government auctions on the selling side there is no brokers (i.e. MSE performs this role), the turnover derived from government auctions is still calculated on the basis of single counting.

MEMBERS OF MACEDONIAN STOCK EXCHANGE

Member	Address	Phone/fax	E-mail	Web page
EUROHAUS AD Skopje	Bul. Sv. Kliment Ohridski br.52-a, vlez 1, kat 2, broj 5, Skopje	02/ 3217-095; Fax: 02/3217-078;	info@eurohaus.com.mk	www.eurohaus.com.mk
ILIRIKA INVESTMENTS AD Skopje	Bul. Sv. Kliment Ohridski br.45, kat 1, lokal 8, Skopje	02/3296-853, Fax: 02/3213-785;	info@ilirika.com.mk	www.ilirika.com.mk
INVESTBROKER AD Skopje	ul. Istarska br.33, Skopje	02/3110-290; Fax: 02/3103-291;	invest-broker@investbroker.com.mk	www.investbroker.com.mk
INOVO BROKER AD Skopje	Bul. Teodosij Gologanov br.60/1-4, Skopje	02/3120-941; Fax:02/3110-950;	office@innovobroker.com	www.innovobroker.com
KOMERCIJALNA BANKA AD Skopje- Direkcija za trgovanje so hartii od vrednost	Ul. Orce Nikolov br.3, Skopje	02/3247-440; Fax: 02/3111-037;	contact@kb.com.mk	www.kb.com.mk
NLB BANKA AD Skopje	Bul. Majka Tereza br.1, Skopje	02/5100-354; Fax: 02/ 3296-219;	broker@tb.com.mk	www.nlbtb.com.mk
STOPANSKA BANKA AD Skopje- Direkcija za rabota so hartii od vrednost I brokersko-posrednicki uslugi	bul.11 Oktomvri br.7, Skopje	02/3295-405, Fax: 3295-551;	broker@stb.com.mk	http:www.stb.com.mk
TTK BANKA AD Skopje-Oddel za rabota so hartii od vrednost	ul.Naroden front br.19, Skopje	02/ 3247-000; local 495, 496,497	ttkbroker@ttk.com.mk	www.ttk.com.mk
Sparkase Banka Makedonija AD Skopje	ul. Makedonija br.9-11, Skopje	02/3200-785; 02/3200-785;	broker.custody@sparkasse.mk	www.sparkasse.mk
FERSPED BROKER AD Skopje	ul. Makedonija br.11A, Skopje	02/ 3219-333; Fax: 02/3219-477;	broker@fersped.com.mk	www.fersped.com.mk

